



What is the United Nations Global Marketplace (UNGM)?

UNGM is the **common vendor database for the UN system**. It brings together UN procurement staff and potential suppliers of a diverse range of products and services from all over the world.

The UNGM acts as a single window, through which potential vendors may register with any of the **29 UN organizations** using the UNGM as their vendor database. These organizations account for over **99% of the total UN procurement spent**.

The UNGM therefore provides an excellent springboard for vendors to introduce their products and services to many UN organizations, countries and regions by completing **only one registration form**.

FUNCTIONALITIES

Registration process

The registration on UNGM is a requirement to participate in tenders from more and more UN organizations.

The registration on UNGM is free of charge and is available for companies and Individual Consultants.

There are three registration levels but only the basic level is mandatory. It takes approximately 5 to 10 min to complete this registration level.

The supplier needs to create an account, complete a registration form and submit it to the agencies matching the company's profile.

Knowledge Centre

UNGM has recently launched its new Knowledge Centre.

This new interactive platform has been designed to provide suppliers and users with useful information on how to start doing business with the United Nations.

Business opportunities

UNGM enables companies to keep abreast of business opportunities. At any given time, there are over 500 active notices available free of charge on the site published by more than 40 UN organizations and entities.

A number of procurement notices published on UNGM are published through web services which are fully integrated with UNGM.

Some UN organizations also integrate their vendor roster with e-tendering platforms. Suppliers can express interest directly through the portal and receive tender documents automatically.

Tender Alert Service

The UNGM website offers an optional service to suppliers who would like to receive the latest and most relevant business opportunities by email.

This service costs USD 250 per year.

SUPPORTING ORGANIZATIONS

29 UN organizations maintain a vendor roster on UNGM



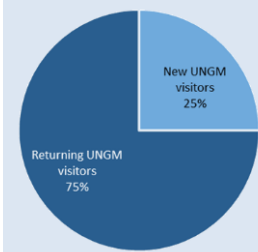
16 UN organizations have or plan an ERP and/or e-procurement integration

5,690
procurement notices have been published on UNGM in 2017
(until 6th of september 2017)

UNGM VISITORS



373,247
users have visited the UNGM website in 2017
(until 6th of september 2017)



UNGM attracted **25%** of new users in 2017
(until 6th of september 2017)

A black silhouette of a world map with three light blue circles highlighting the Americas, Europe, and Asia.

In 2017, the majority of new visitors came from **Oceania** and the **Americas**

UNGM visitors are mainly located in **Asia and Europe**

VENDOR REGISTRATION ON UNGM



139,225
SUPPLIERS ARE CURRENTLY REGISTERED ON UNGM
(until 6th of september 2017)

+274%

The number of vendors registered on UNGM increased by **274%** since the launch of the new UNGM in November 2013.



18,311
SUPPLIERS HAVE REGISTERED ON UNGM IN 2017
(until 6th of september 2017)

SUPPLIERS FROM DEVELOPING COUNTRIES & ECONOMIES IN TRANSITION



92,560

SUPPLIERS FROM DEVELOPING COUNTRIES AND ECONOMIES IN TRANSITION ARE CURRENTLY REGISTERED ON UNGM

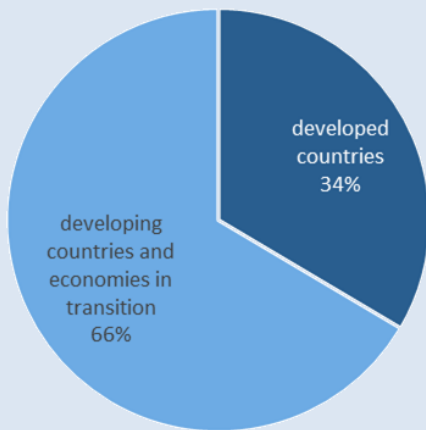
(until 6th of september 2017)

+395%

The number of vendors from developing countries and economies in transition registered on UNGM increased by **395%** since the launch of the new UNGM in November 2013.

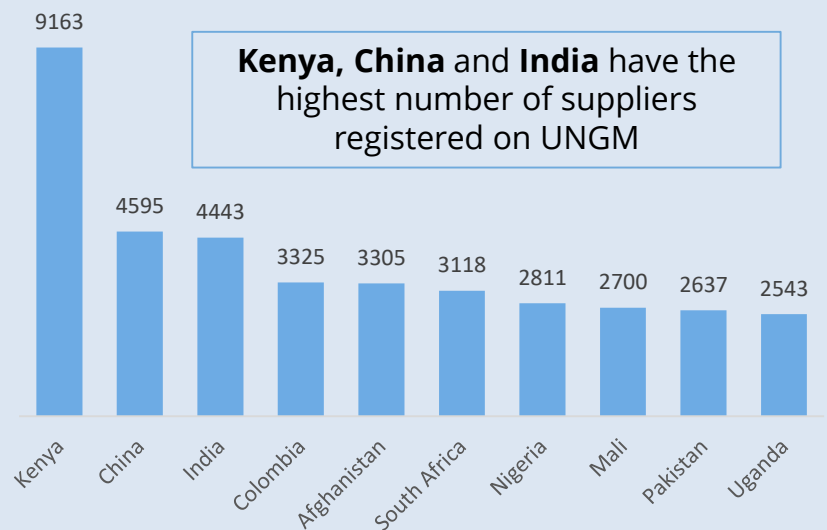
The number of suppliers from developing countries and economies in transition represents **66%** of the total number of registered suppliers on UNGM

(until 6th of september 2017)



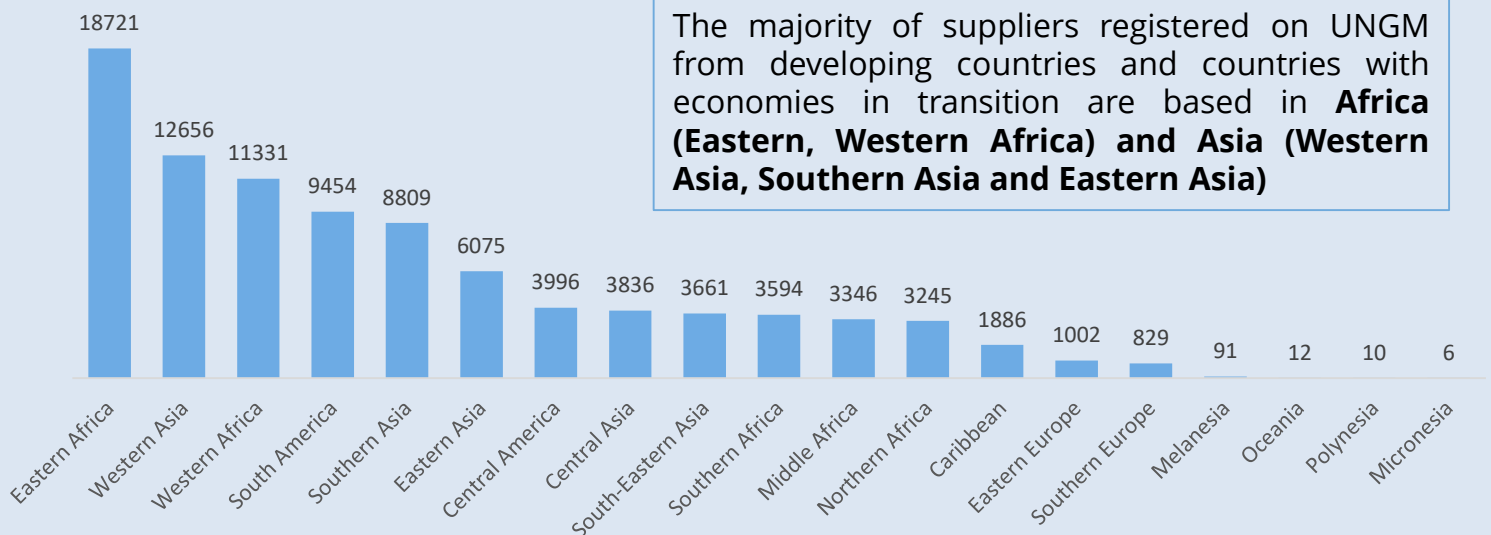
TOP 10 DEVELOPING COUNTRIES & ECONOMIES IN TRANSITION IN TERMS OF SUPPLIER REGISTRATIONS ON UNGM

(until 6th of september 2017)



GEOGRAPHICAL DISTRIBUTION OF SUPPLIERS FROM DEVELOPING COUNTRIES AND COUNTRIES WITH ECONOMIES IN TRANSITION PER SUB-CONTINENT

(until 6th of september 2017)



STATUS OF ITALIAN COMPANIES REGISTERED ON UNGM

5,272

ITALIAN COMPANIES HAVE CREATED AN ACCOUNT ON UNGM

839

ITALIAN COMPANIES
ARE NOT VISIBLE TO
ANY UN
ORGANIZATION

because:

- the registration was not completed or submitted
- the registration status of the basic registration is either 'unmatched', 'declined' and 'vendor to update'

4,433

ITALIAN COMPANIES ARE CURRENTLY
REGISTERED AT **BASIC LEVEL** WITH
AT LEAST ONE AGENCY

=

3%

of total number of companies registered on UNGM

768

ITALIAN COMPANIES
ARE **REGISTERED AT**
THE LEVEL 1 AND/OR
2

462

ITALIAN
COMPANIES NEED
TO **UPDATE**
INFORMATION IN
THE LEVEL 1
AND/OR LEVEL 2
REGISTRATIONS

107

ITALIAN COMPANIES ARE SUBSCRIBED TO THE **TENDER ALERT SERVICE**

ITALY: 2016 UN PROCUREMENT VOLUME

34 different UN organizations procured goods and services from this country in 2016

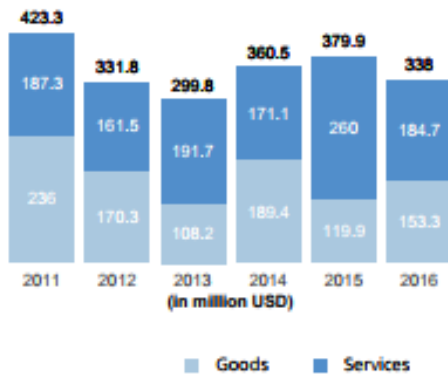
ITALY

Procurement value: 338 million USD
Growth over previous year: -11.03%
% of total UN procurement: 1.91%

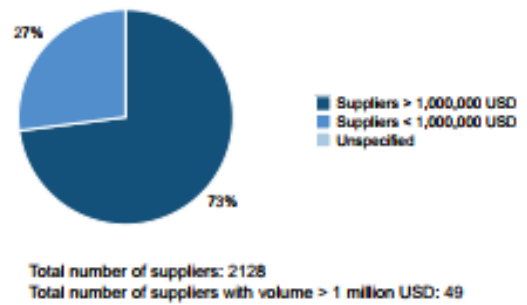
12nd largest country supplier to the UN system in 2016

For visual purposes data labels smaller than 3% have been omitted from all pie charts and small data labels have been omitted from the chart in section 1

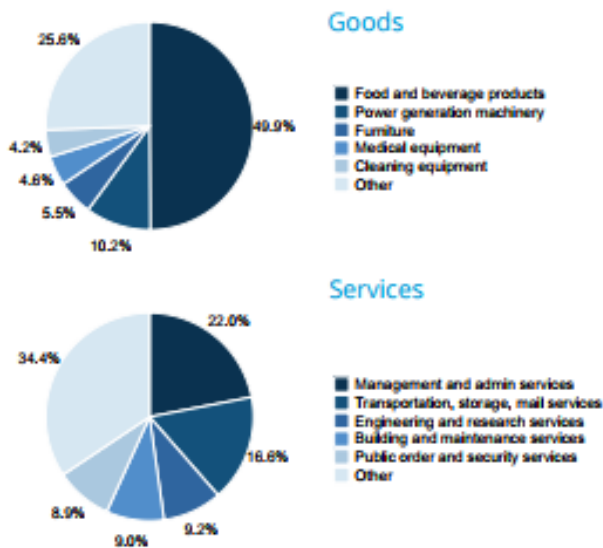
1 Goods and services distribution



2 Suppliers distribution



3 Categories distribution



4 Procurement by UN organizations

